

BYD



BYD TANG

BYD TANG Specification

● Standard ○ Optional — Not Available

Exterior Flagship

Panoramic sunroof	●
Electric tailgate	●

Interior Flagship

Multi-function steering wheel with heating and seat position memory	●
Panoramic sunroof sunshade	●

Infotainment Flagship

12.3" TFT full LCD instrument panel	●
Smartphone wireless charging	●
BYD DiLink	●
DAB radio	●
12.8" electric rotary touchscreen	●
12 - Speaker Dirac Audio System	●
Internet of vehicles (4G)	●
Cloud service	●

Safety & Driving Assistance Flagship

Driver's front airbag	●
Front passenger airbag	●
Front seat side airbags	●
Front-and-rear integrated side curtain airbags	●
In-car camera	●
Blind Spot Detection (BSD)	●
Intergrated Park Brake (IPB)	●
Hydraulic Brake Assist (HBA)	●
Traction Control System (TCS)	●
Electronic Brake Pre-charging System (EBP)	●
Controlled Deceleration for Parking Brake (CDP)	●
Vehicle Dynamics Control (VDC)	●
Electronic Brake Distribution (EBD)	●
Hill Hold Control (HHC)	●
Comfortable Stop (CST)	●
Brake Disc Wiping (BDW)	●
Coordinated Regenerative Braking System (CRBS)	●
Roll Movement Intervention (RMI)	●
Hill Descent Control (HDC)	●
Brake Override System (BOS)	●
Door Open Warning (DOW)	●


Safety & Driving Assistance Flagship

Acoustic Vehicle Alerting System (AVAS)	●
---	---

Paint Colours




Silver sand black



Mountain Grey



Snow White



Stony Blue



Emperor Red

Technical Data

Battery

Battery type	BYD Blade Battery (LFP)
Battery capacity (kWh)	86.4
Battery position	Under floor
Nominal voltage (V)	640
Capacity (Ah)	135
Battery weight (kg)	617±18.5
Energy density (Wh/kg)	140

Charging Time ¹

DC Charge (120kW charger) SOC 30%-80%	30 mins
---------------------------------------	---------

WLTP Consumption ^{2, 3}

Electric range - combined (km)	400
Electric range - city (km)	528
Consumption - combined (Wh/km)	238
Consumption - city (Wh/km)	181
CO ₂ Emissions - combined (g/km)	0


1. The charging time listed is calculated at an ambient temperature of 30°C and may vary depending on the ambient temperature and battery temperature.

2. Power consumption is calculated in accordance with Regulation (EU) 2017-1151.

3. Actual electric range and power consumption may depend on the individual user, driving style, vehicle speed, environmental conditions, outside temperature, route profile and other reasons. This means that the actual figures may differ slightly from the test figures. In addition, the use of auxiliary systems such as air conditioning or heated seats can also affect the actual figures.

Dimensions(mm)

Length	4870
Width	1950
Width with extended exterior mirror	2180
Height	1725
Wheelbase	2820
Track front	1650
Track rear	1630



Driving Performance

Electric motor type	Permanent Magnet Synchronous Motor
Drive mode	AWD
Max. power (kW)	380
Max. torque (N·m)	680
Acceleration 0-100km/h (s)	4.6
Top speed (km/h)	180
Drag coefficient (Cd)	0.335
Front suspension	MacPherson
Rear suspension	Multi-Link
Brakes	Front Brembo® Sport Caliper with Perforated Brake Disc

Vehicle Weight & Capacity

Kerb weight (kg)	2489
Gross vehicle weight (kg)	3060
Max. front axle load (kg)	1291
Max. rear axle load (kg)	1769
Max. roof load (kg)	75
Min. turning circle (m)	5.9
Luggage compartment volume to roof - seats up/the 2nd and 3rd row seats down (L)	235/1655

*All information and illustrations are based on data available at the time of print (Oct 2022) and are subject to change without prior notice. Please contact your local BYD dealer for the latest information.

BYD TANG

YTTY TRADING Co.,Ltd

Contact: Yanan Mail: yanan@ytyy-auto.com Tel: +86 191 0803 4050

www.ytyy-auto.com



YUANTONGYUEYANG